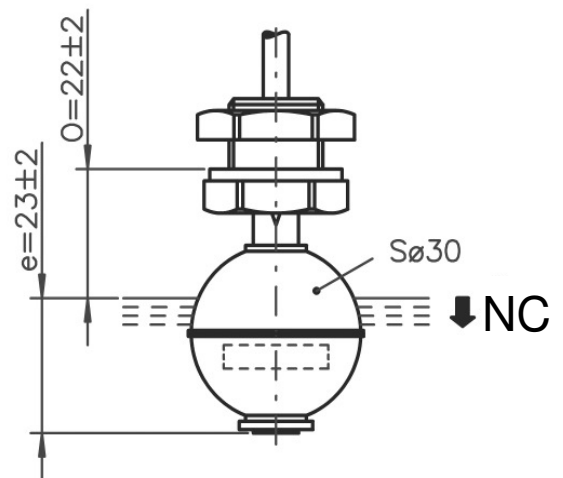
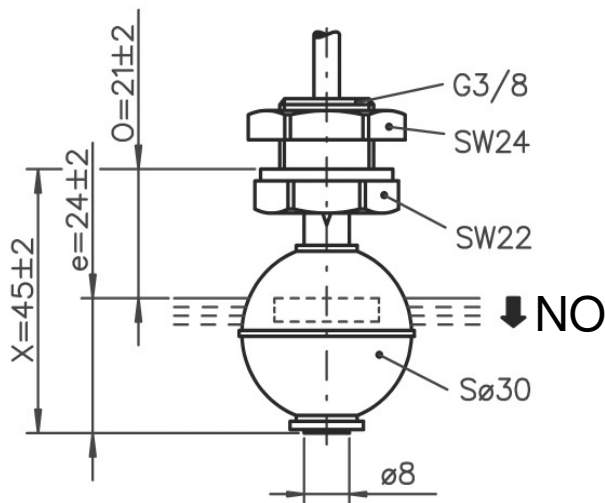


Technical data level switch

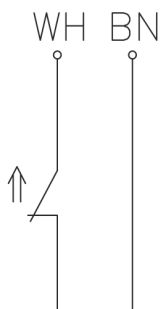
Description: **NS04 N03 A 06**

Article number: **81258006**

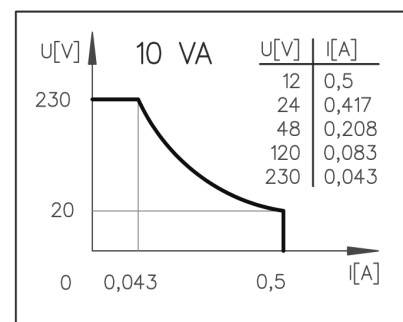
Delivery status



Wiring diagram:
(without liquid)



Performance diagram:



Subject to change without notice.

Page 1 von 2

Technical data level switch

Description: **NS04 N03 A 06** Article number: **81258006**

Electrical daten

Contact	Reed contact
Switching function	1 NO, falling level
	The switching function can be changed from NO to NC by turning the float up to 180°
max. contact resistance	0,1 Ohm
max. switching current	0,5 A
max. carry current	0,8 A
max. switching voltage	230 V
max. switching capacity	10 VA

Mechanical daten

Hexagon nut material	X8CrNiSi18-9 (1.4305)
Screwing material	X6CrNiMoTi17-12-2 (1.4571)
Switching tube material	X6CrNiMoTi17-12-2 (1.4571)
Float material	X6CrNiMoTi17-12-2 (1.4571)
- density	about 0,65 g/cm ³ ±10%
- depth of immersion	18 mm ±2 mm (at liquiddensity of g/cm ³)
Grip screw material	X35CrMo17 (1.4122)
Connection	1,0 m cabel, PVC, 2x0,34 mm ² ,
Protecting class	IP 68 acc. DIN VDE 0470 T1
max. pressure	5 bar

Temperature range

Ambiente air temperature	-5°C bis +60°C
Medium temperature	-5°C bis +60°C

General details

Assemblage	Reproducibility of switching points is ±0,05mm based on the same geometrical conditions of the specific switching device. The measures of the switching points refer to a liquid density of 1 g/cm ³ . Pay attention to the contact protection, when switching inductive loads. Maximum data must not be exceeded!
Inductive and capacitive load	The tolerance of the switching points is ±2mm.